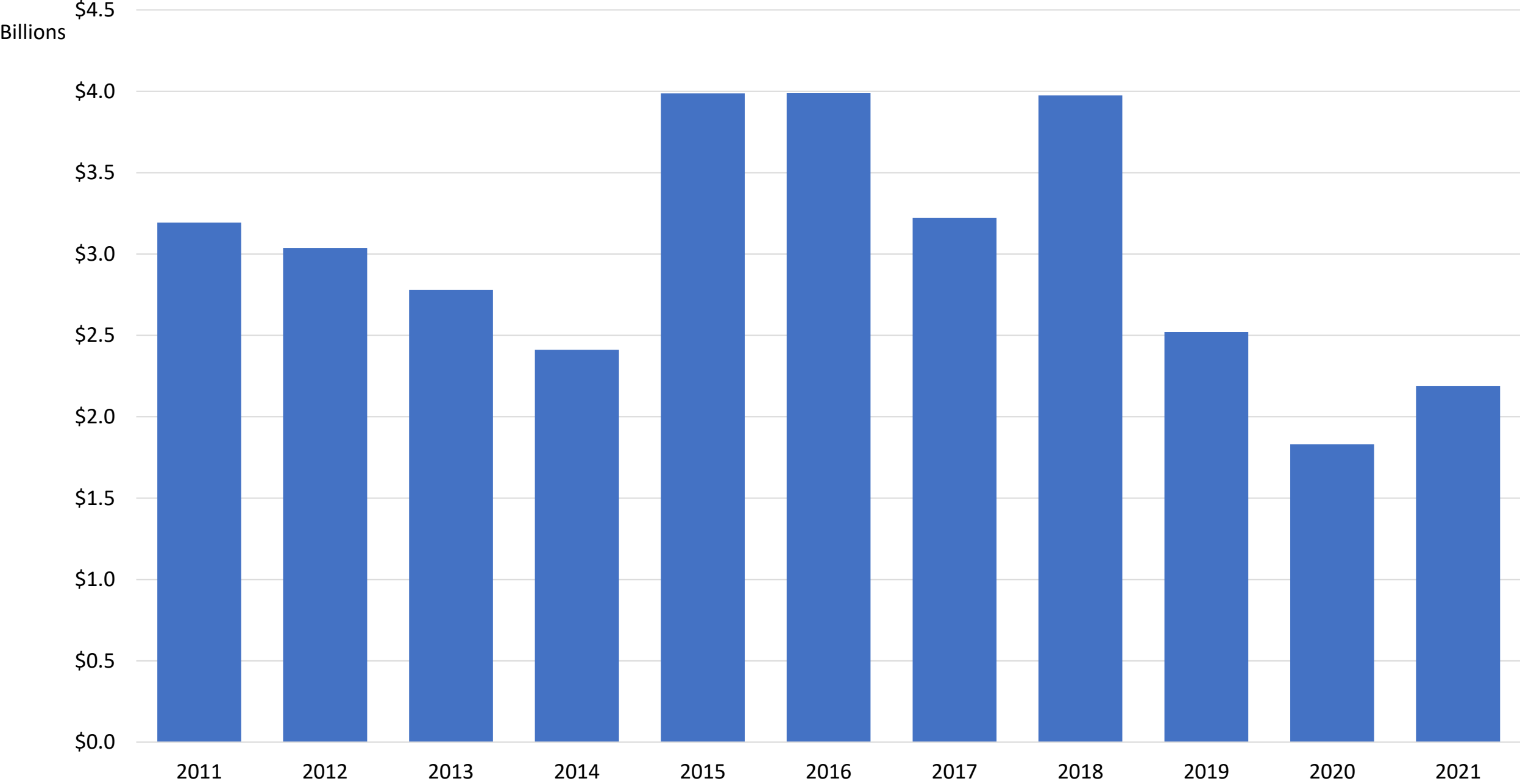


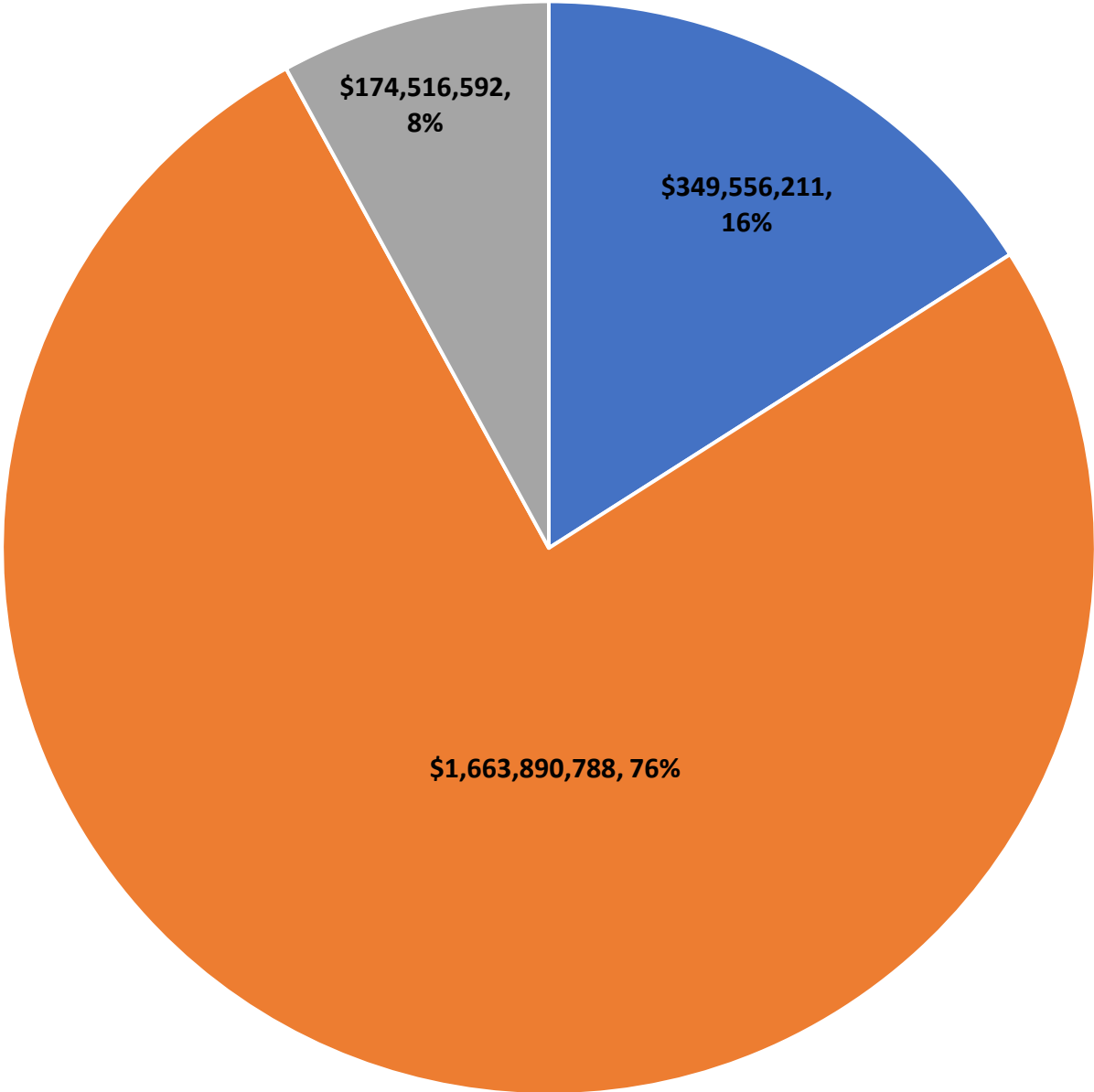
# Trade Relations Between South Korea and Greater Seattle



# Exports from Greater Seattle to South Korea 2011-2021



# 2021 Greater Seattle Exports to South Korea by Mode of Transport

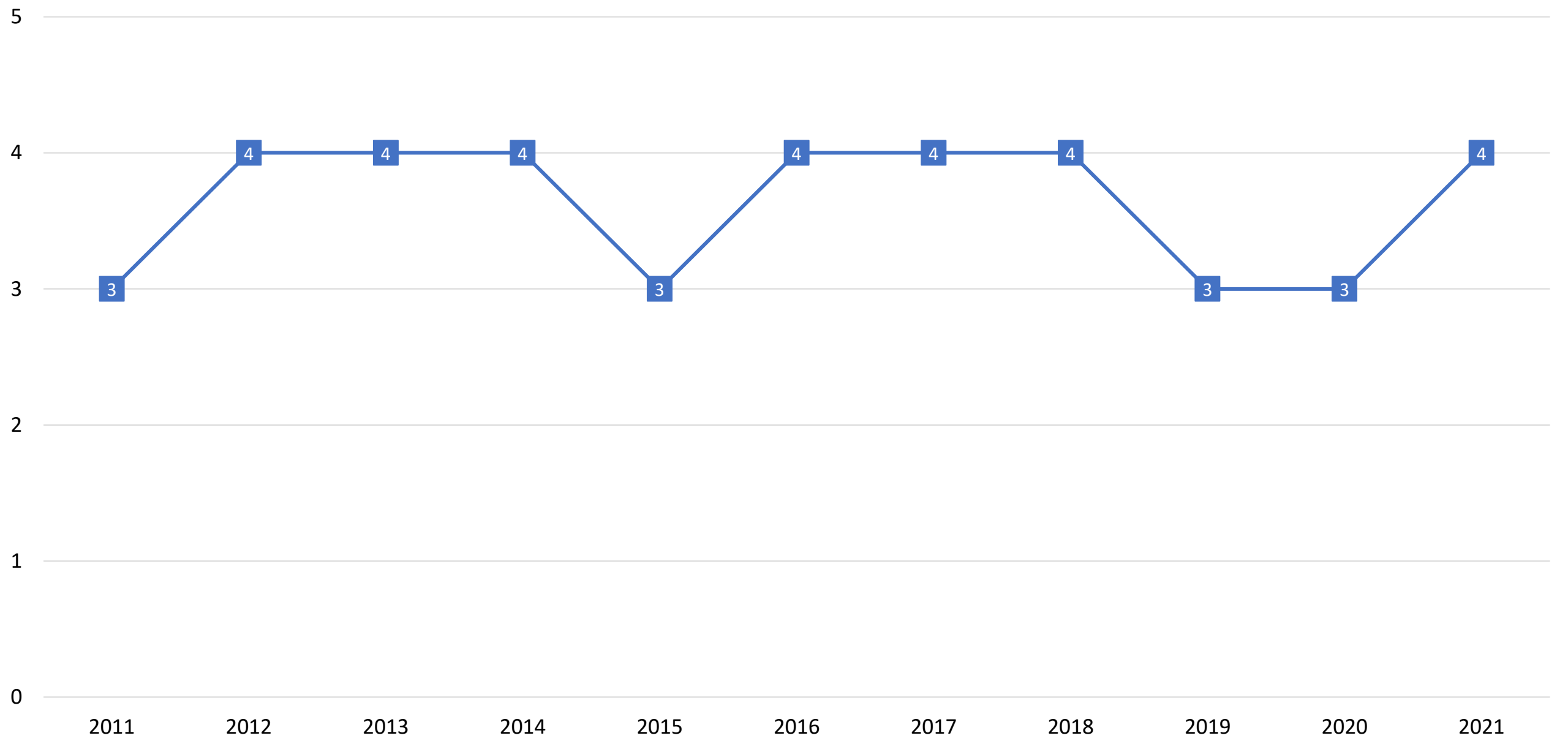


■ Airborne Cargo   ■ Seaborne Cargo   ■ Aircraft Deliveries and Cargo Within

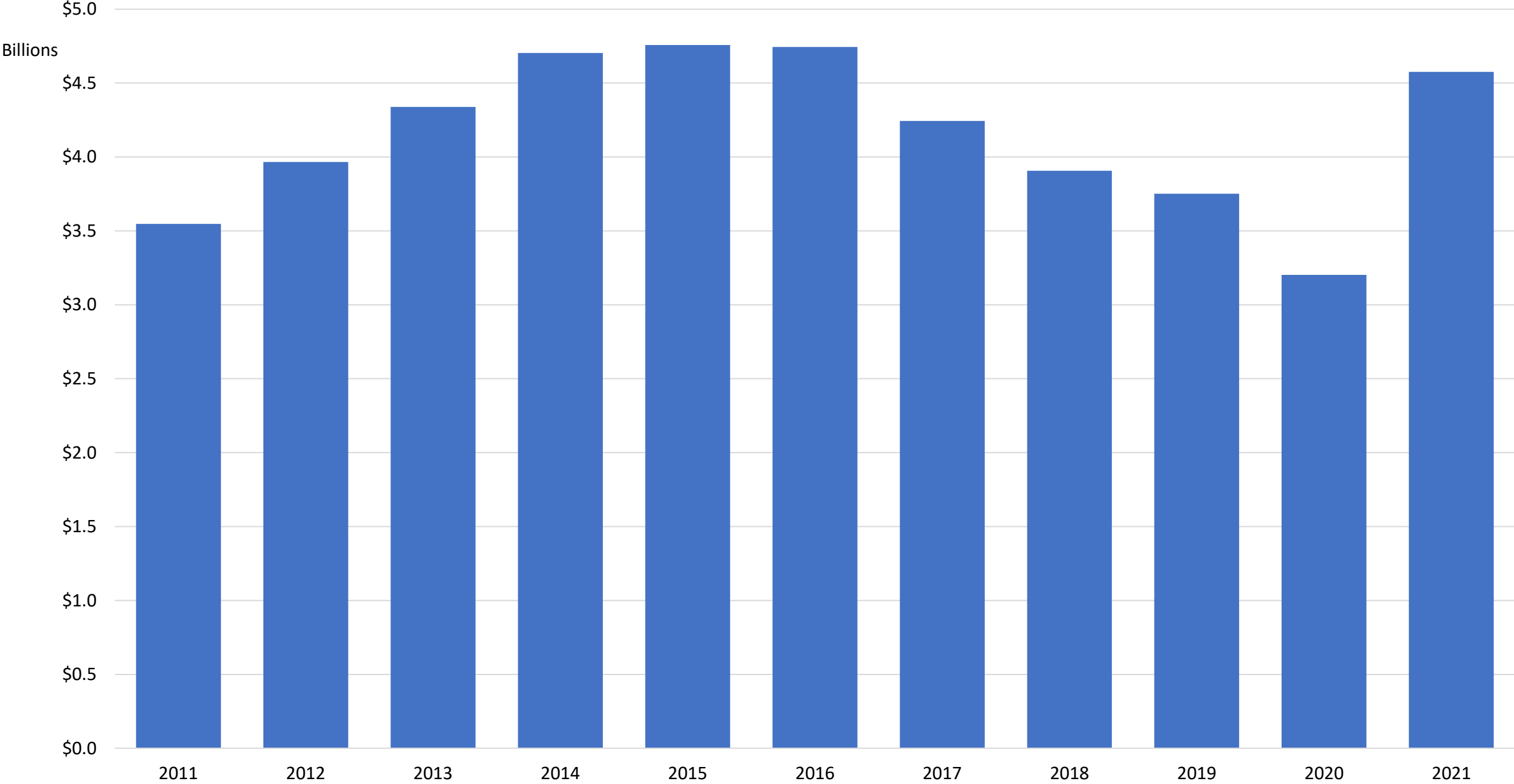
# Top 10 Export Commodities from Greater Seattle to South Korea 2021

Commodity	2021 Amount	Percent Change from 2020	Percent of 2021 Total
Cereals	\$307,099,454	23.4%	14.0%
Aircraft, Spacecraft, And Parts Thereof	\$192,757,751	393.3%	8.8%
Oil Seeds Etc.; Misc Grain, Seed, Fruit, Plant Etc	\$171,839,215	-9.3%	7.9%
Beverages, Spirits And Vinegar	\$160,107,273	173.3%	7.3%
Industrial Machinery, Including Computers	\$133,982,119	-13.0%	6.1%
Prep Vegetables, Fruit, Nuts Or Other Plant Parts	\$109,260,374	-8.3%	5.0%
Inorg Chem; Prec & Rare-Earth Met & Radioact Compd	\$98,401,670	51.1%	4.5%
Dairy Prods; Birds Eggs; Honey; Ed Animal Pr Nesoi	\$84,760,218	17.5%	3.9%
Food Industry Residues & Waste; Prep Animal Feed	\$80,078,750	-23.1%	3.7%
Meat And Edible Meat Offal	\$79,680,134	3.6%	3.6%
Other	\$770,006,633	N/A	35.2%
Total	\$2,187,973,591	19.5%	100.0%

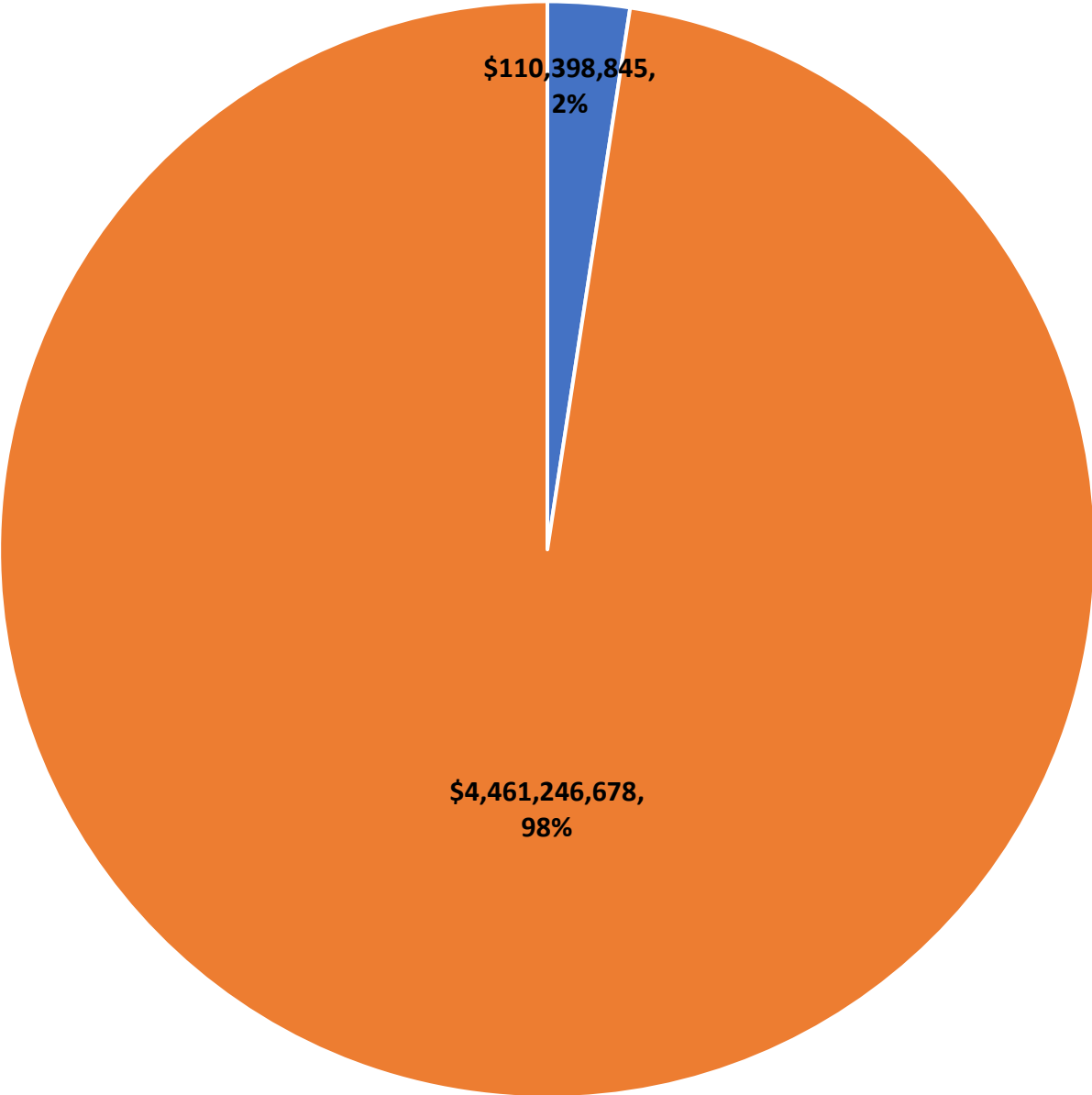
# South Korea's Rank as an Export Destination of Greater Seattle 2011-2021



# Exports from South Korea to Greater Seattle 2011-2021



# 2021 South Korea Exports to Greater Seattle by mode of Transport



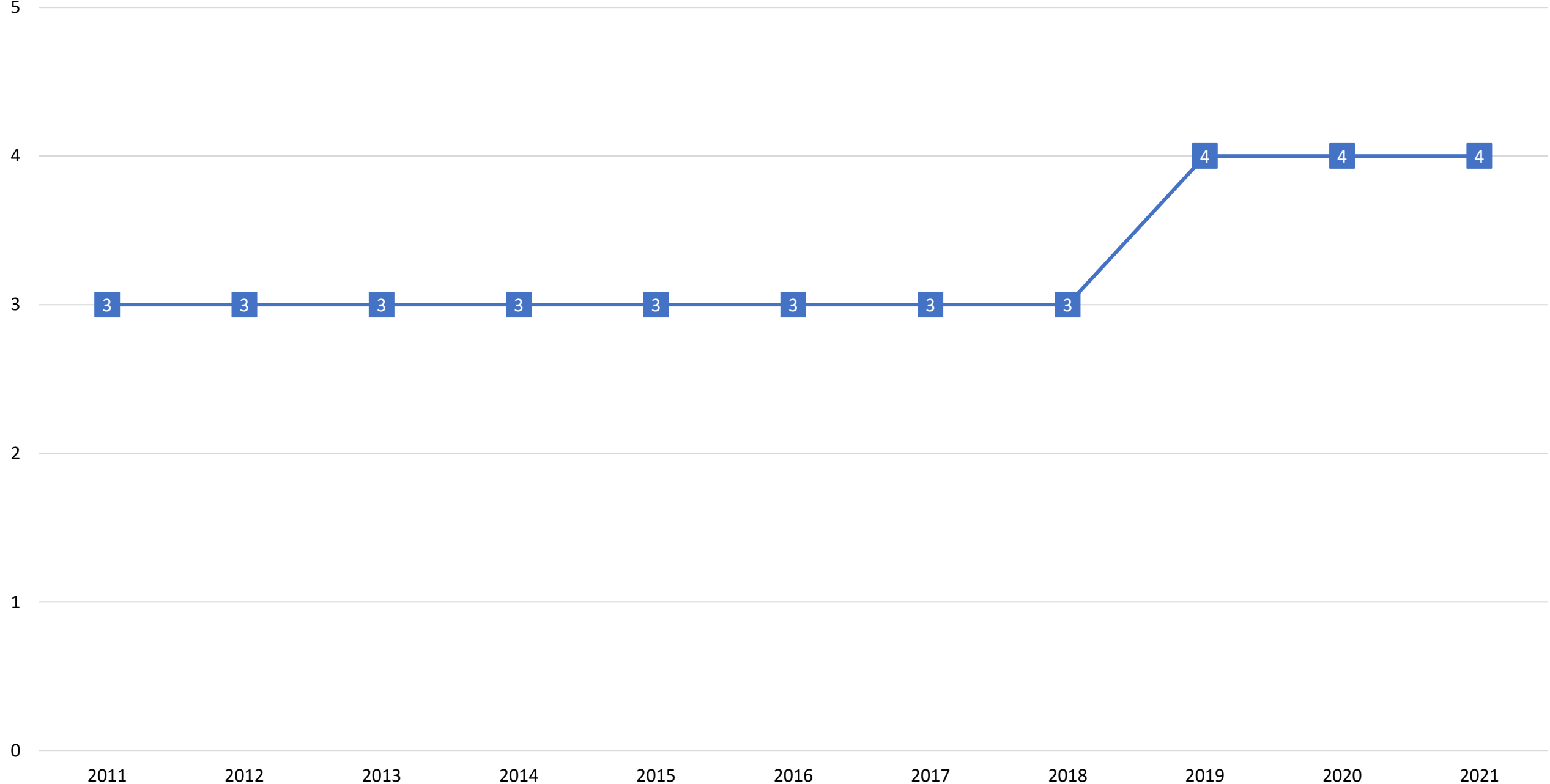
■ Airborne Cargo ■ Seaborne Cargo

# Top 10 Export Commodities from South Korea to Greater Seattle 2021

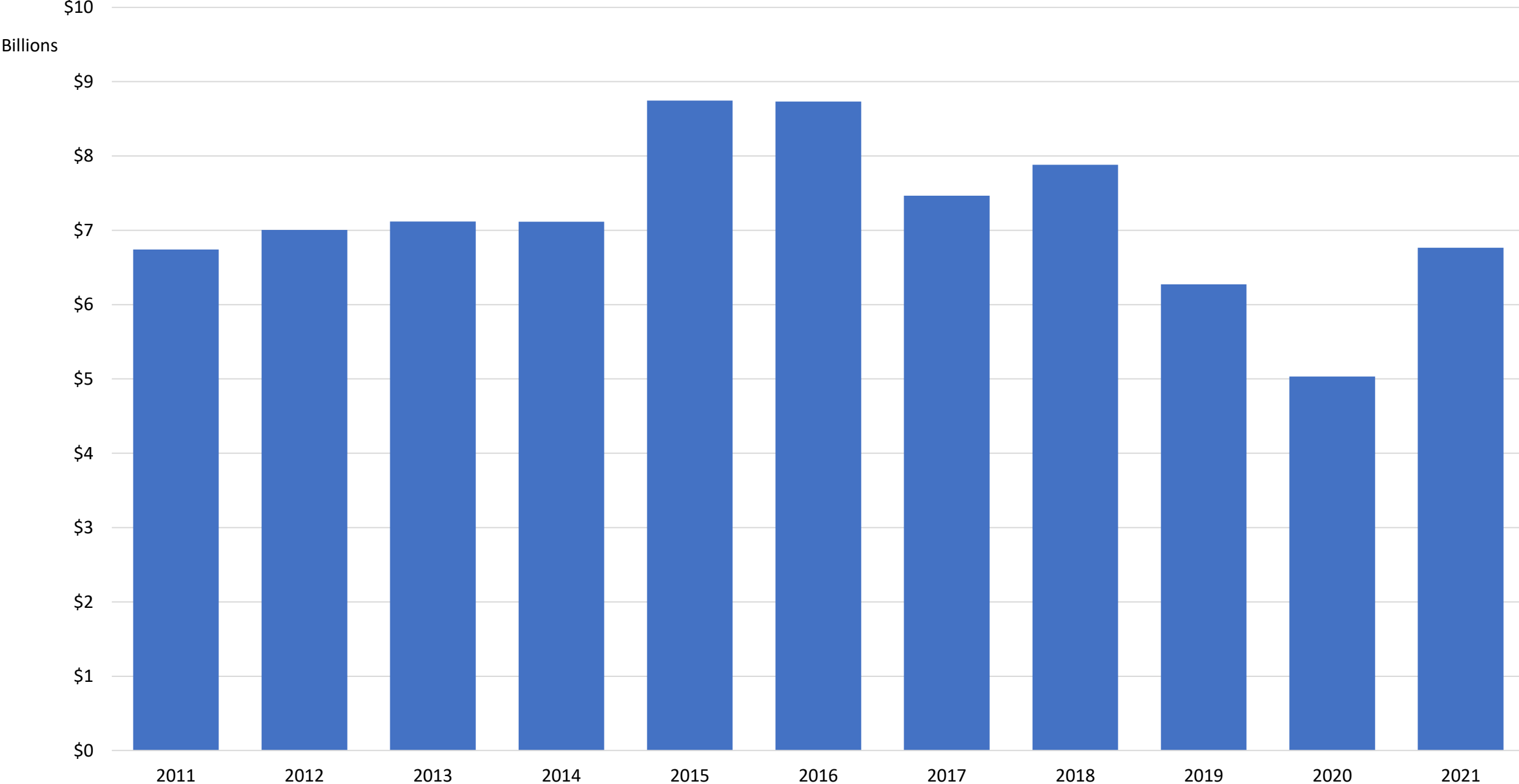
Commodity	2021 Amount	Percent Change from 2020	Percent of 2021 Total
Vehicles, Except Railway Or Tramway, And Parts Etc	\$1,822,967,917	21.0%	39.8%
Industrial Machinery, Including Computers	\$841,890,820	67.5%	18.4%
Electric Machinery Etc; Sound Equip; Tv Equip; Pts	\$774,230,372	177.5%	16.9%
Plastics And Articles Thereof	\$232,503,596	68.5%	5.1%
Aircraft, Spacecraft, And Parts Thereof	\$120,295,974	-33.6%	2.6%
Rubber And Articles Thereof	\$76,216,041	70.2%	1.7%
Articles Of Iron Or Steel	\$69,962,338	8.9%	1.5%
Miscellaneous Chemical Products	\$60,337,359	156.9%	1.3%
Special Classification Provisions, Nesoi	\$56,337,383	-1.3%	1.2%
Optic, Photo Etc, Medic Or Surgical Instrments Etc	\$55,152,517	44.2%	1.2%
Other	\$466,181,135	N/A	10.2%
Total	\$4,576,075,452	42.9%	100.0%



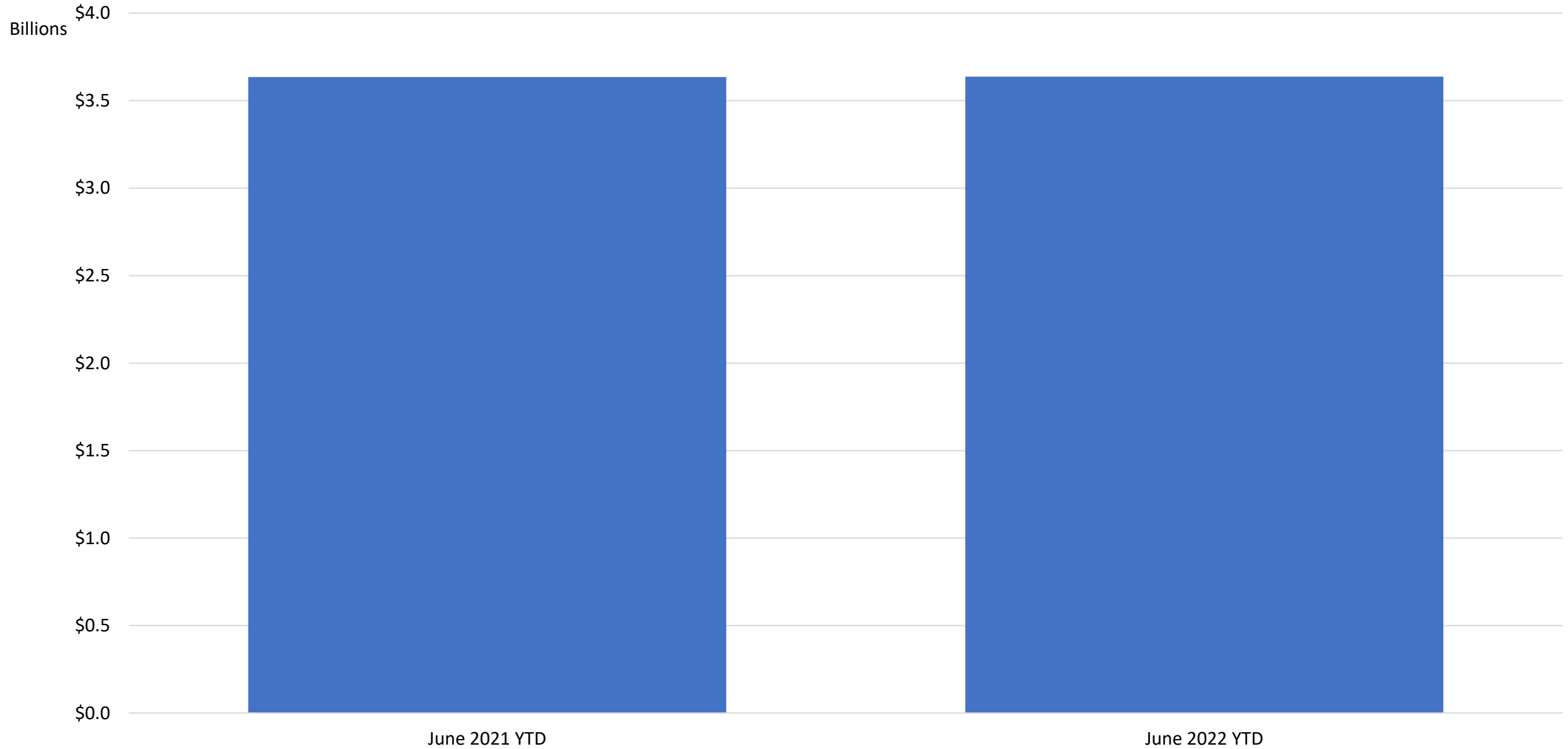
# South Korea's Rank as an Exporter to Greater Seattle 2011-2021



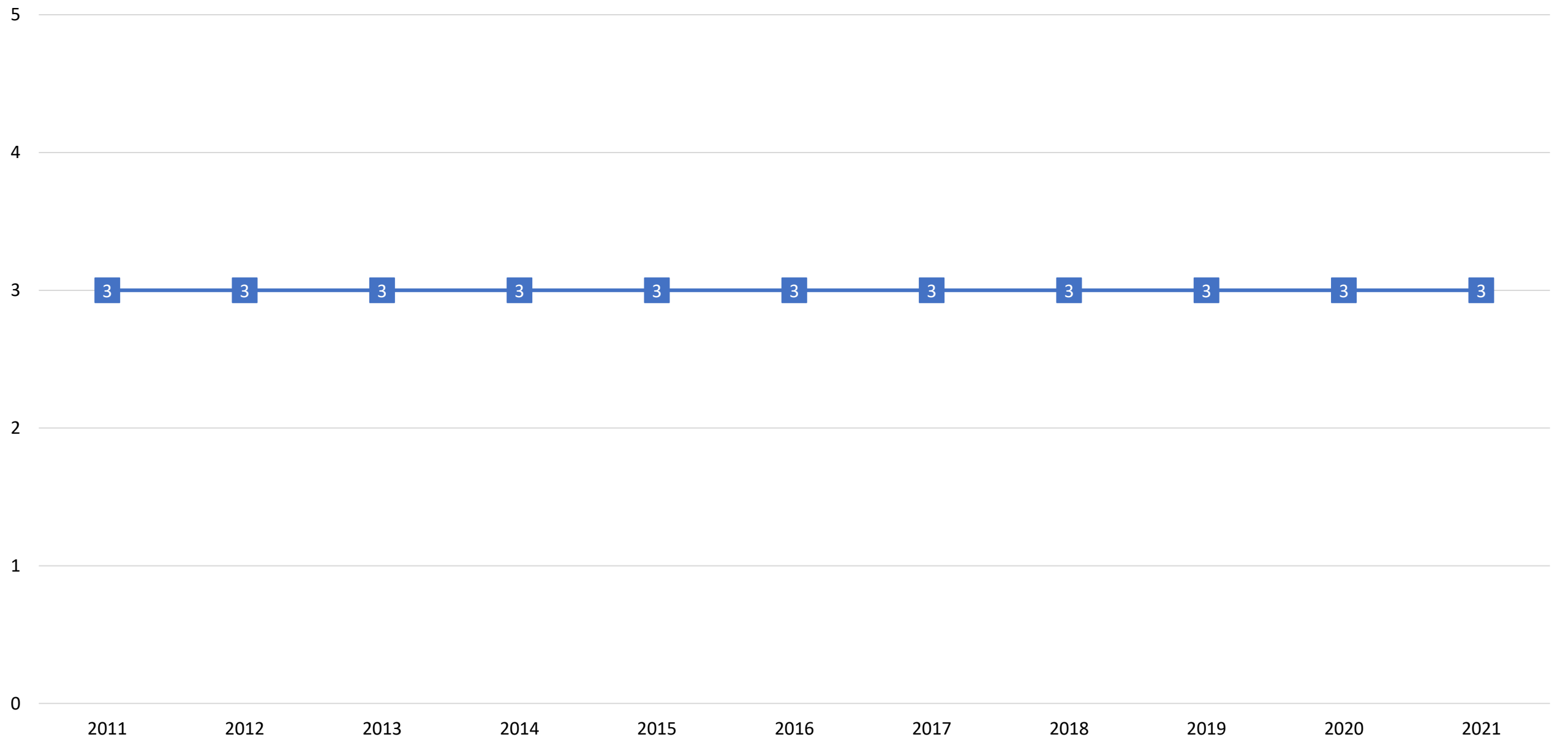
# Total Trade Between South Korea and Greater Seattle 2011-2021



# June 2022 YTD Total Trade Between Greater Seattle and South Korea (+ 0.06%)



# South Korea's Rank as a Total Trade (Exports & Imports) Partner with Greater Seattle 2011-2021



# Greater Seattle FDI into South Korea 2012-2022 YTD

Project Date	Investing Company	Source City	Destination Country	Destination City	Sector	Cluster	Jobs Created	Capital Investment
Mar 2021	Group14 Technologies	Woodinville (WA)	South Korea	Seoul	Electronic components	ICT & Electronics	9	2.6
Jul 2019	La Marzocco Korea	Seattle (WA)	South Korea	Gangnam-gu	Consumer electronics	Consumer Goods	47	14.5
Jul 2017	Amazon.com	Seattle (WA)	South Korea	Seoul	Consumer products	Consumer Goods	49	5.6
Mar 2016	Microsoft Korea	Redmond (WA)	South Korea	Anyang	Communications	ICT & Electronics	120	116.8
Feb 2016	Microsoft Korea	Redmond (WA)	South Korea	Seoul	Communications	ICT & Electronics	120	116.8
Nov 2015	Amazon Web Services (AWS)	Seattle (WA)	South Korea	Seoul	Communications	ICT & Electronics	120	116.8
Feb 2015	Amazon.com	Seattle (WA)	South Korea	Gangnam-gu	Software & IT services	ICT & Electronics	23	6.7
May 2014	Tune (HasOffers)	Seattle (WA)	South Korea	Seoul	Software & IT services	Creative Industries	23	6.7
Mar 2014	Starbucks Coffee Korea	Seattle (WA)	South Korea	Not Specified	Food & Beverages	Retail Trade	359	40.3
Feb 2014	Microsoft	Redmond (WA)	South Korea	Busan	Communications	ICT & Electronics	308	450
May 2013	Amazon Web Services (AWS)	Seattle (WA)	South Korea	Seoul	Communications	ICT & Electronics	120	116.8
May 2013	Costco	Issaquah (WA)	South Korea	Pyeongtaek	Food & Beverages	Agribusiness	254	120
Nov 2012	Radiant Vision Systems (Radiant Zemax)	Redmond (WA)	South Korea	Seoul	Industrial equipment	ICT & Electronics	89	20.8
May 2012	Amazon.com	Seattle (WA)	South Korea	Not Specified	Communications	ICT & Electronics	19	8.8

# South Korea FDI into Greater Seattle 2012-2022 YTD

Project Date	Investing Company	Source Country	Source City	Destination City	Sector	Cluster	Jobs Created	Capital Investment
May 2018	GC Pharma (Green Cross)	South Korea	Yongin	Seattle (WA)	Pharmaceuticals	Life sciences	105	44.5
Dec 2014	Coupang	South Korea	Seoul	Seattle (WA)	Software & IT services	Consumer Goods	133	23

# FDI Between Greater Seattle and South Korea 2012-2022 YTD

Project Destination	Number of Projects	Jobs Created	Capital Investment
Greater Seattle	2	238	\$67.5 Million
South Korea	14	1,660	\$1.14 Billion